



A&T
CS100
Column Speaker

Applications: Classromm | Lecture Hall | Conference Room |
Religious Places | Concert Hall | Sports Venue | Cafe

WATTS

100 W

UNIT

Driver Unit
4x3"

MODE

Music / Vocal,
Switchable

ANGLE

Vertical 20°,
Horizontal 120°

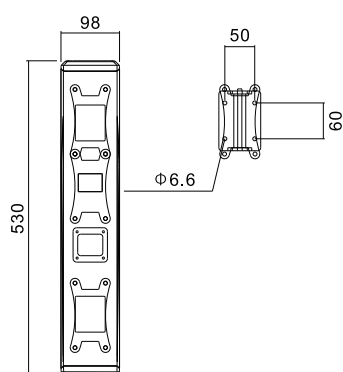


CS100

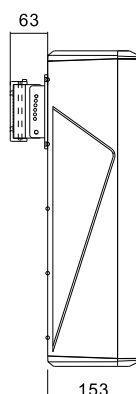
SPECIFICATION

Technical Parameters	
Driver Unit	4x3"
Input	100V/70V/8Ω;
Input mode	Constant voltage/Constant resistance, switchable
Working mode	Music/Vocal, switchable
Rated power (8Ω):	100W
Rated power (100V)	60W/30W/15W/7.5W;
Rated power (70V)	30W/15W/7.5W/3.7W;
Sensitivity (1m/1W@8Ω)	89dB;
Sensitivity (1m/1W@100V/70V)	87dB;
MAX SPL(8Ω):	107dB;
MAX SPL (100V/70V)	105dB;
Effective frequency range	80Hz - 18kHz;
Cabinet material	ABS mixed with glass fiber reinforced cabinet;
Mesh cover material	Metal mesh
Diffusion angle	Vertical 20°, Horizontal 120°;
Installation holes	10 M6
Installation system	Adjustable angle mounting bracket or narrow wall distance mounting bracket
Color	Black/White
Connection method	Crimping terminals
Dimensions (H x W x D)	530 x 98 x 153mm

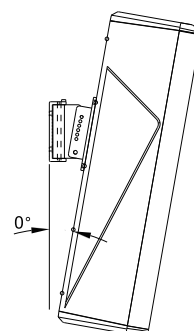
Installation Diagram (Unit - mm)



Schematic diagram of bracket installation position



Bracket flat installation



Maximum adjustable angle of bracket